



# Change Vehicle Plate Number

MOI Services Website  
User Manual

Version Number:2.0



## 1. Access to the Service:

To apply for change vehicle plate number, click on **vehicle services** tab that lay under **traffic services** category, then navigate to **change vehicle plate number** service then click on **Start Service** button.


The screenshot displays the UAE E-Services portal interface. At the top, there is a navigation bar with 'E-SERVICES' and 'DASHBOARD' tabs, and a search bar on the right. Below the navigation bar, a sidebar on the left lists various service categories: Traffic Services (highlighted with a red box), Policing Services, Punitive & Reformatory, Civil Defence Services, Weapons & Explosives, Private Security Business Department Services, Other Services, and Public Services. The main content area is titled 'TRAFFIC SERVICES' and contains a grid of service cards. The 'Vehicles Services' tab is highlighted with a red box. Within this tab, the 'Change Vehicle Plate Number' service card is highlighted with a red box. Each service card includes an icon, a title, and a 'Start Service' button. At the bottom of the main content area, there are pagination controls showing '1' and '2'.



## 2. Service Steps:

1. Determine the vehicle that you want to apply the request for by selecting its **plate number**.


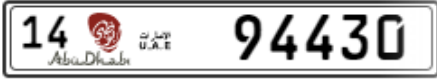

### Change Vehicle Plate Number

<b>Service Description</b> In this service, you can change your selected vehicle plate number. To proceed, please hand in your old plate number to the service center.	<b>Progress Percentage</b> 
--	---

Traffic No. **1070035002**

---

Select one of the following plate numbers:

<b>FORD - TAURUS</b> 	<b>FORD - EDGE</b> 	
--	---	--

Showing 3 of 3 Plates



2. Selected plate number data that includes the **chassis and plate number** will appear as shown below. Choose a **plate configuration** which is divided into two main types:

1. **Using reserved plate:** where the vehicle plate number is changed to one of the **reserved plates** registered in the user account.
2. **New plate:** where the vehicle plate number is changed to a **new plate**.

Traffic No. 5020007689

Select one of the following plate numbers:

NISSAN GMC

U A E 2050 A U A E 77995 A

ام القيوين ام القيوين

✓ Selected

Showing 5 of 5 Plates

Chassis No. 1GKDT13S352159364

Plate Number A / UMM AL QUWAIN / 77995

Restrictions Service Fees Payment Gateway

Step: Restrictions

Plate Configuration

Please Select

Please Select

Using Reserved Plate

New Plate

Next



3.Fill in all required data, a list of plates will be displayed based on the entered data, select the plate by clicking on **select** button and then click on **Next** button.

Restrictions
Service Fees
Payment Gateway

Step: Restrictions

Plate Configuration

Take it from\*

Plate Make\*

To continue, please select a plate to be used. i

No.	Plate Source	Plate Color	Plate Kind	Actions
1	UMM AL QUWAIN	A	Motorcycle	Select

Next

4.The data of the selected plate will be displayed as shown below, to complete the request process click on **Next** button. You can also edit the entered data by clicking on **Re-select plate** button.

Restrictions
Service Fees
Payment Gateway

Step: Restrictions

Plate Configuration\*

Take it from\*

Plate Make\*

**Selected Plate's information.**

Plate Color **A**

Plate Kind **Motorcycle**

Plate Source **UMM AL QUWAIN**

Re-select Plate

Next



5. Service fees will be displayed as shown below, add the details of delivery address which include:

### 1. Emirate/Region

**2.Address:** You can choose one of the pre-registered addresses or add a new address by clicking on **Add New Address** button.

Restrictions    Service Fees    Payment Gateway

Step: Service Fees

Search...

No.	Description	Amount (AED)
1	DELIVERY SERVICE FEES	15
2	Renewal of registration, private light	350
<b>Total Amount (AED)</b>		<b>365 AED</b>

Showing 1 to 2 of 2 entries

To continue, Please fill your address :

**Note: Will be delivered within 72 hours (Addresses inside UAE only).**

Emirate/Region \*    Abu Dhabi

Address \*    Please Select

+ Add New Address

Next



2.1. When you click the **Add New Address** button the screen below appears through which you can add the details of the delivery address, enter the required data and then click on **Save As New** button.

### Delivery address X

**Address Name \***   
Enter text.

**Property Type \***

**Emirate \***

**City \***   
Text and numbers are allowed.

**Address Line 1 \***   
Enter text : Address

**Address Line 2**   
Enter text : Address

**P.O Box Number**   
Enter number ex. 2020

**Mobile Number \***   
ex. 05xxxxxxxx

Default Address



2.2. The added address will be displayed in the address list, select the desired address and then press the **Next** button.

Restrictions
Service Fees
Payment Gateway

Step: Service Fees

No.	Description	Amount (AED)
1	DELIVERY SERVICE FEES	15
2	Renewal of registration, private light	350
<b>Total Amount (AED)</b>		<b>365 AED</b>

Showing 1 to 2 of 2 entries

**To continue, Please fill your address :**

**Note: Will be delivered within 72 hours (Addresses inside UAE only).**

Emirate/Region \* Abu Dhabi

Address \* Address name 8525673 d, d, ... x

Please Select

كمال حسين  
00000 نيتي بن، تون، مصفح، Abu Dhabi  
Mobile Number: 0569222994

Ahmad Mahmoud  
Mushref mall, 1312, Abu Dhabi,  
13212, Abu Dhabi  
Mobile Number: 0555755886

Next

6. Click on **Yes** button to confirm the transition to the payment gateway.

UNITED ARAB EMIRATES  
MINISTRY OF INTERIOR

My Profile | Sign Out | Advanced Search | Search

295

ABDULRAHMAN AL ALI  
Select Company

العربية

**Confirmation** x

You are going to be redirected to the payment gateway.  
Would you like to continue ?

NO
YES

**Change Vehicle Plate No**

**Service Description**  
In this service, you can change your selected vehicle plate number.  
To proceed, please hand in your old plate number to the service center.

**Progress Percentage**  
60%

**Helping Tools**  
Survey of customer satisfaction for smart and electronic service.





7. You will be redirected to the payment gateway, select the desired payment method then click on **Pay** icon.

سداد أبوظبي  
Abu Dhabi Pay

ملخص

الدفع إلى	Ministry of Interior
قيمة التحويل	60.00 درهم
رسوم الخدمة	3.00 درهم
المبلغ الإجمالي	63.00 درهم

اختيار طريقة الدفع

اختر طريقة الدفع

الدفع إلغاء

يرجى عدم النقر فوق زر "رجوع" أو تحديث/إغلاق الصفحة أثناء تنفيذ المعاملة. هذه بوابة دفع آمنة تستخدم تشفير SSL 128 بت.

VISA Mastercard FAB Powered by

8. Add your rating of the service through the customer pulse survey screens shown below.

United Arab Emirates

نبض المتعامل  
CUSTOMER PULSE

English

**Customer Pulse Survey**

Overall, how satisfied are you about the Website? \*

Extremely Dissatisfied Extremely Satisfied

Next